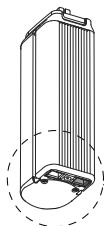
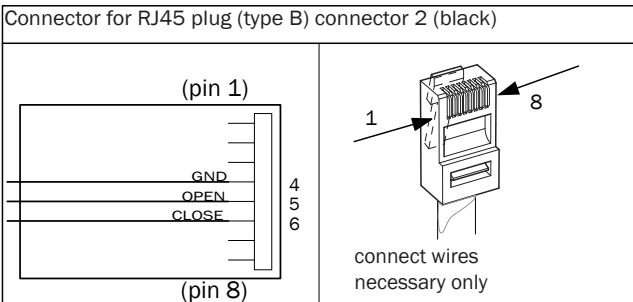
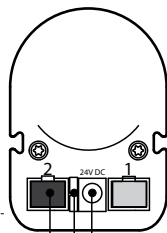


Connecting 6000-series standard power supplies + home automation system



- > 6060-1.0 / 6060-1.5/ 6060-3.0
- > standard power supplies
- > for operation using:
 - momentary switch
 - relay



1 x connector for 24V DC power plug

6030-3.0-EU (1,2m)

> for 6060-3.0
> 6,0 A
> also available in UK or US version

6030-1.5-EU (0,5m)

> for 6060-1.5
> 2,5 A
> also available in UK or US version

6330-1000-EU (4m)

> for 6060-1.0
> 0,8 A
> also available in UK or US version

Switching	
0	Open and close should not be activated simultaneously. If so, the motor unit will switch to the programming mode;
0	pulse < 1,2 sec: - automatic complete open/close - stop
0	pulse > 1,2 sec: the system runs until button is released or when end-position is reached
0	Bounce time lower than 0,04 sec required.
0	The switching current is +/- 5,5mA;
0	24V out pin2 and pin4: max. 2,4VA
0	Potential free switching only

